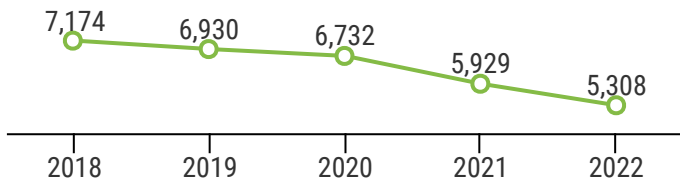


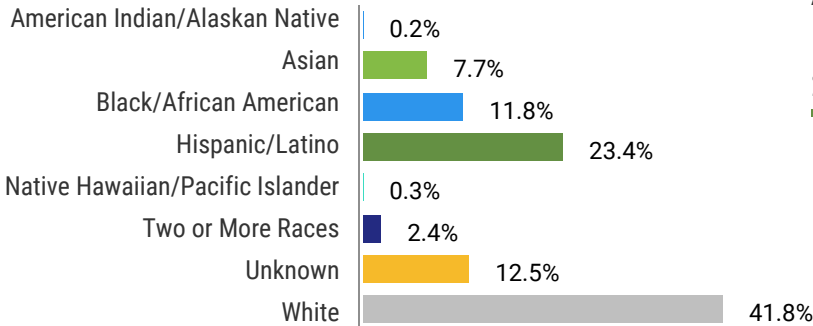
STUDENT ENROLLMENT

Headcount	5,308
Credits	48,365
Term Full-time Equivalent (FTE)	3,048

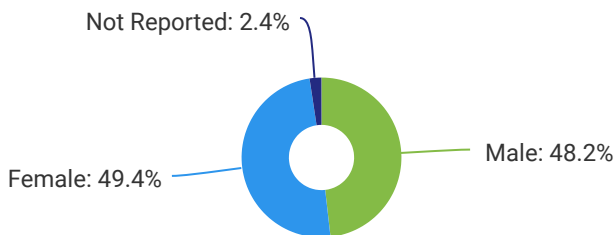
FIVE YEAR TREND (HEADCOUNT)



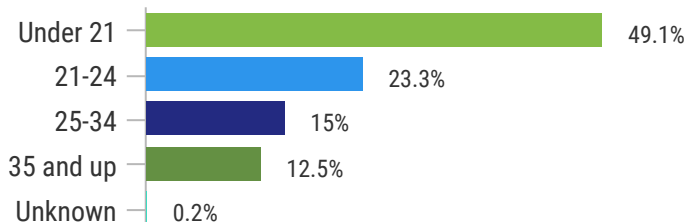
STUDENT ETHNICITY



STUDENT GENDER



STUDENT AGE



STUDENT STATUS

First-time student	3.4%
New transfer student	2.8%
Continuing/readmit/non-degree	93.8%

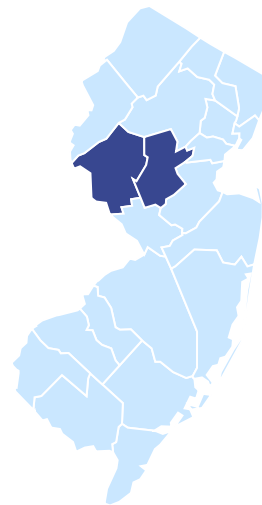
FULL-TIME/PART-TIME STATUS

Full-time	35.9%
Part-time	64.1%

NUMBER OF SECTIONS

Sections Offered	1,011
Average Class Size	15.4

STUDENT RESIDENCE



99% In-State

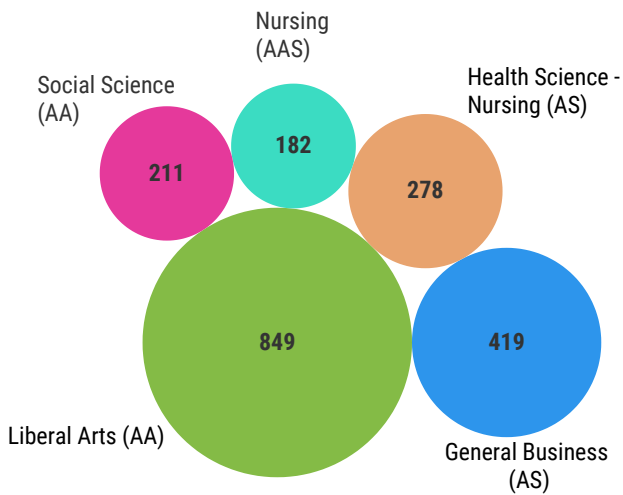
56% Somerset

23% Hunterdon

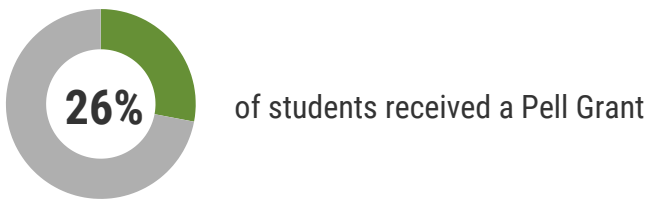
ANNUAL ENROLLMENT 2020-21

Headcount	10,243
Annual Full-time Equivalent (FTE)	4,627

POPULAR MAJORS



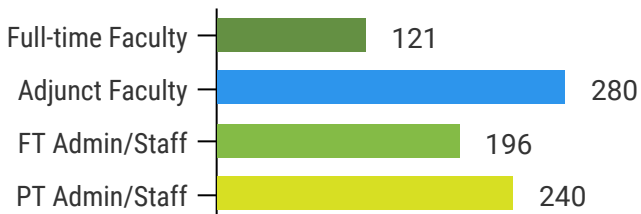
PELL GRANTS (2020-21)



PROGRAMS

Program	Headcount	Credits
Early College Programs	597	3,036
RISE Program	363	2,656

EMPLOYEES (Fall 2021)



* PT Admin/Staff category includes non-work study student workers

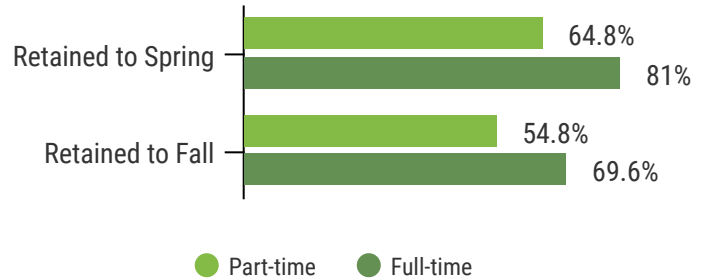
DISTANCE EDUCATION



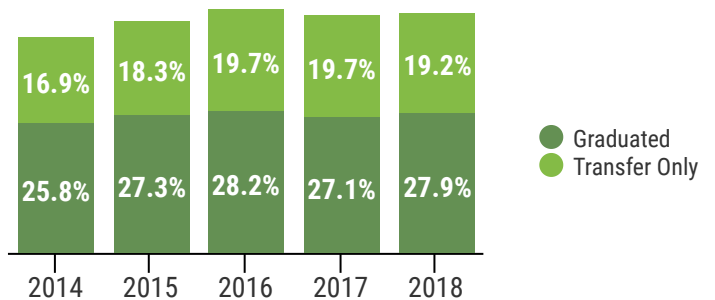
42% of students took at least one online course

Students enrolled in 12,333 online credits

RETENTION (Fall 2020 Cohort)



3 YEAR GRADUATION/TRANSFER RATE



GRADUATES (2020-21)



1,116 degrees

63 certificates

TOP TRANSFER DESTINATIONS



RUTGERS
UNIVERSITY | NEW BRUNSWICK



KEAN
UNIVERSITY



RUTGERS
UNIVERSITY | NEWARK



MONTCLAIR STATE
UNIVERSITY



TCNJ THE COLLEGE OF
NEW JERSEY