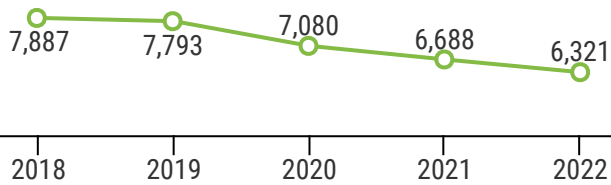


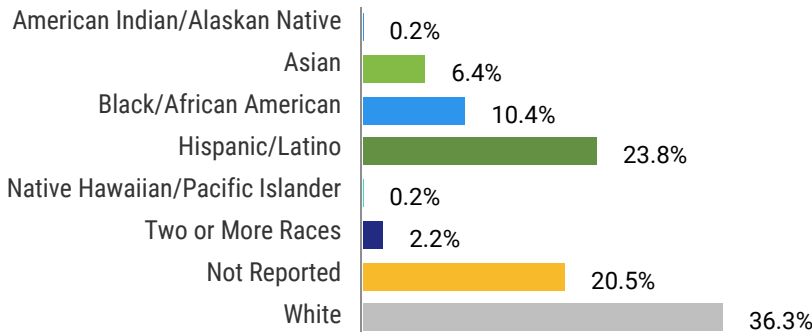
## STUDENT ENROLLMENT

Headcount	6,321
Credits	58,189
Term Full-time Equivalent (FTE)	3,797

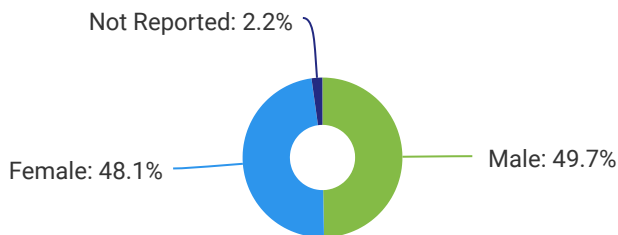
## FIVE YEAR TREND (HEADCOUNT)



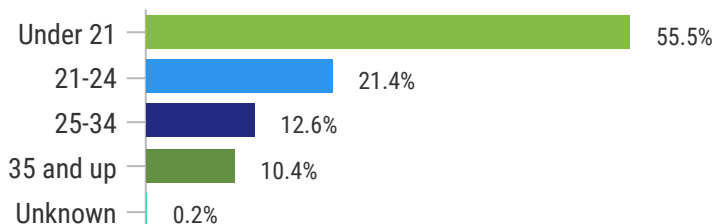
## STUDENT ETHNICITY



## STUDENT GENDER



## STUDENT AGE



## STUDENT STATUS

First-time student	21.8%
New transfer student	4.0%
Continuing/readmit/non-degree	74.2%

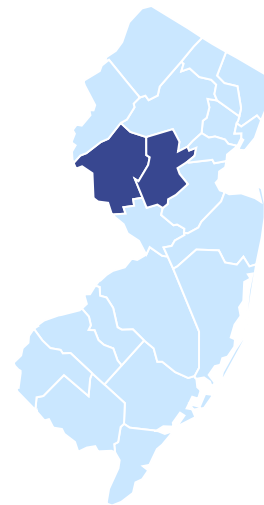
## FULL-TIME/PART-TIME STATUS

Full-time	39.9%
Part-time	60.1%

## NUMBER OF SECTIONS

Sections Offered	1,117
Average Class Size	16.6

## STUDENT RESIDENCE



**99% In-State**

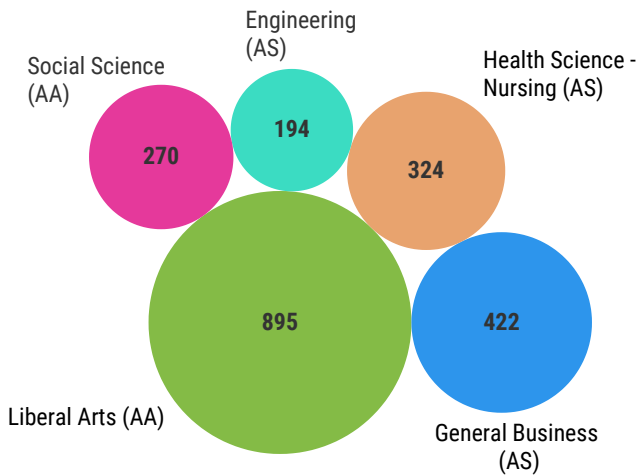
57% Somerset

24% Hunterdon

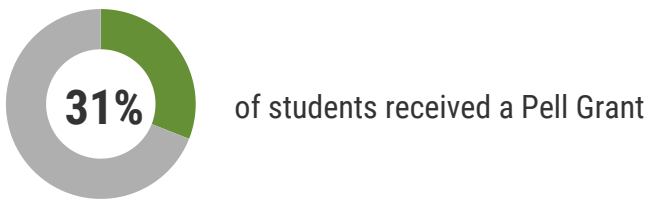
## ANNUAL ENROLLMENT 2021-22

Headcount	9,385
Annual Full-time Equivalent (FTE)	4,151

## POPULAR MAJORS



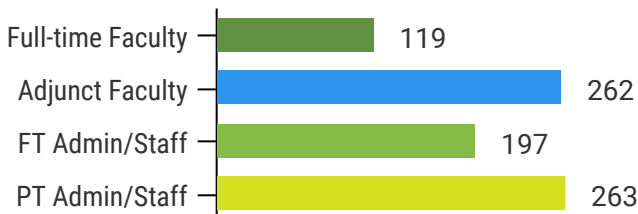
## PELL GRANTS (2021-22)



## PROGRAMS

Program	Headcount	Credits
Early College Programs	1,048	5,360
RISE Program	322	2,143

## EMPLOYEES (Fall 2022)



\* PT Admin/Staff category includes non-work study student workers

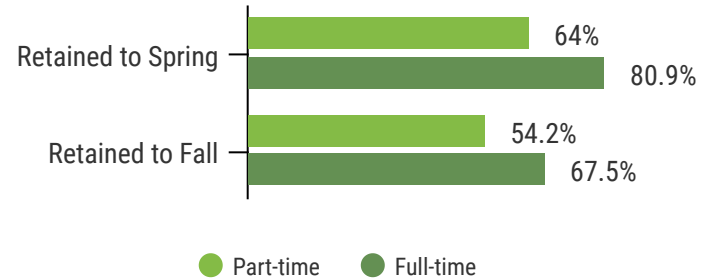
## DISTANCE EDUCATION



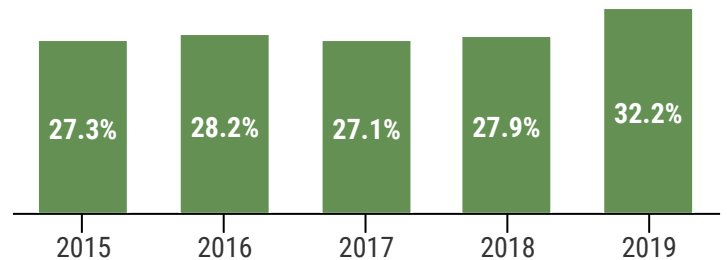
37% of students took at least one online course

Students enrolled in 12,298 online credits

## RETENTION (Fall 2021 Cohort)



## 3 YEAR GRADUATION RATE



## GRADUATES (2020-21)



**1,004** degrees

**84** credit certificates

## TOP TRANSFER DESTINATIONS



**RUTGERS**  
UNIVERSITY | NEW BRUNSWICK



**KEAN**  
UNIVERSITY



**RUTGERS**  
UNIVERSITY | NEWARK



**MONTCLAIR STATE**  
UNIVERSITY



**TCNJ** THE COLLEGE OF  
NEW JERSEY