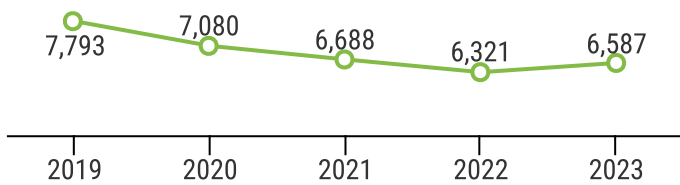


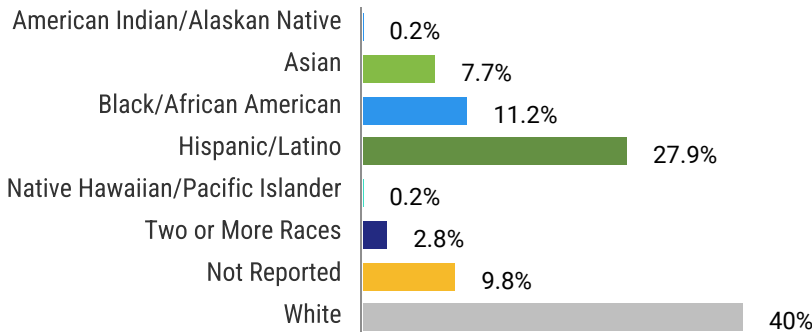
STUDENT ENROLLMENT

Headcount	6,587
Credits	61,792
Term Full-time Equivalent (FTE)	4,036

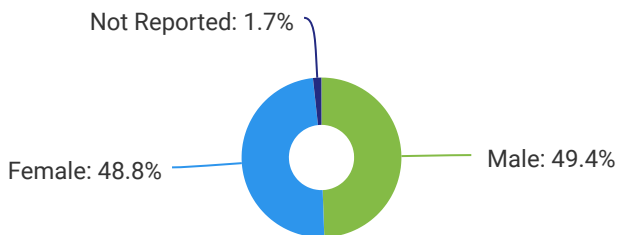
FIVE YEAR TREND (HEADCOUNT)



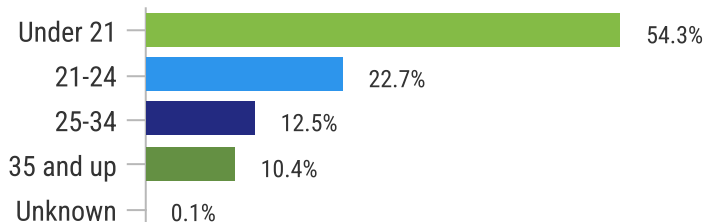
STUDENT ETHNICITY



STUDENT GENDER



STUDENT AGE



STUDENT STATUS

First-time student	22.0%
New transfer student	4.6%
Continuing/readmit/non-degree	73.4%

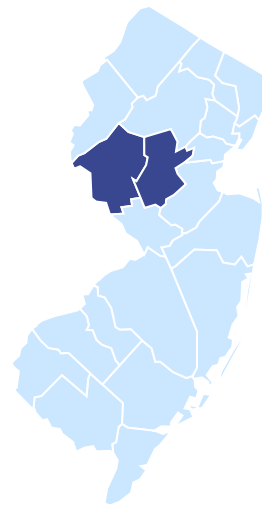
FULL-TIME/PART-TIME STATUS

Full-time	41.7%
Part-time	58.3%

NUMBER OF SECTIONS

Sections Offered	1,116
Average Class Size	17.7

STUDENT RESIDENCE



99% In-State

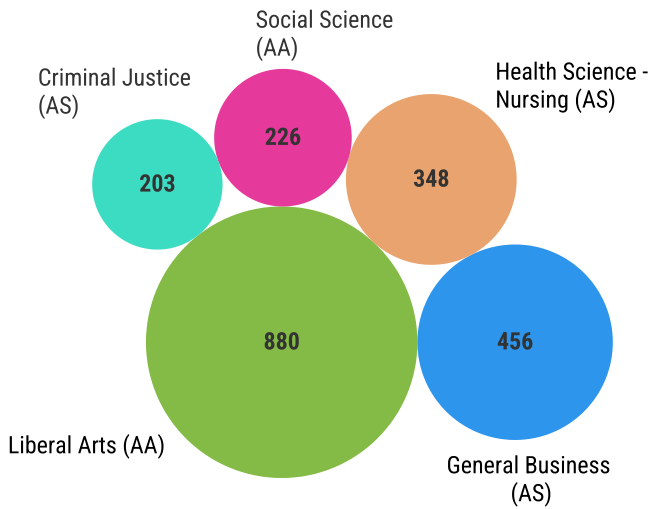
57% Somerset

24% Hunterdon

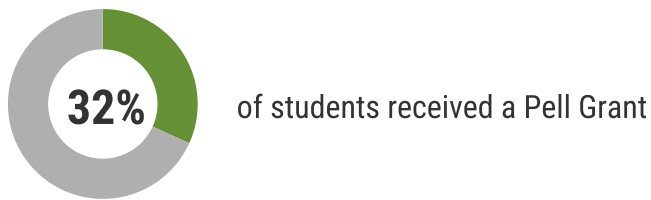
ANNUAL ENROLLMENT 2022-23

Headcount	9,275
Annual Full-time Equivalent (FTE)	4,283

POPULAR MAJORS



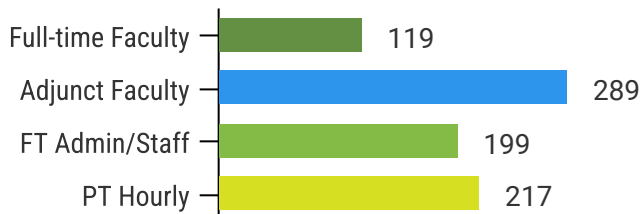
PELL GRANTS (2022-23)



PROGRAMS

Program	Headcount	Credits
Early College Programs	1,100	5,510
RISE Program	368	2,673

EMPLOYEES (Fall 2023)



* Excludes student workers

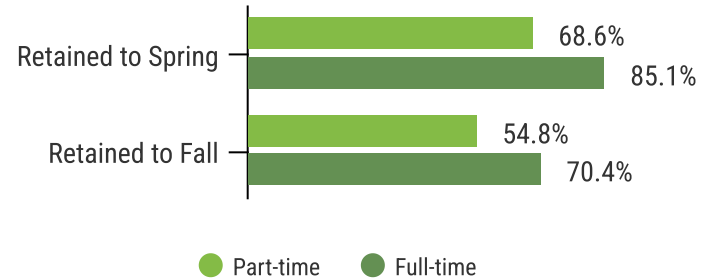
DISTANCE EDUCATION



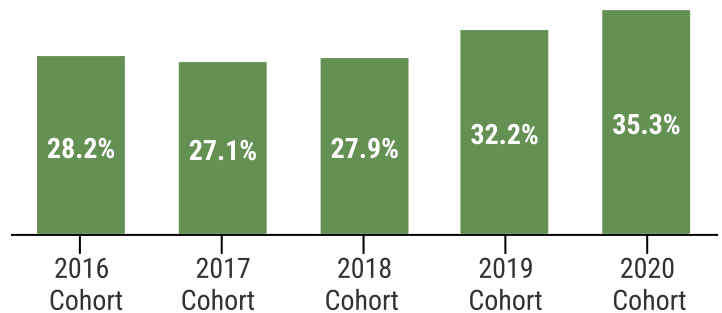
40% of students took at least one online course

Students enrolled in 14,081 online credits

RETENTION (Fall 2022 Cohort)



3 YEAR GRADUATION RATE



GRADUATES (2022-23)



941 degrees

50 credit certificates

TOP TRANSFER DESTINATIONS



RUTGERS
UNIVERSITY | NEW BRUNSWICK



KEAN
UNIVERSITY



RUTGERS
UNIVERSITY | NEWARK



MONTCLAIR STATE
UNIVERSITY



TCNJ THE COLLEGE OF
NEW JERSEY