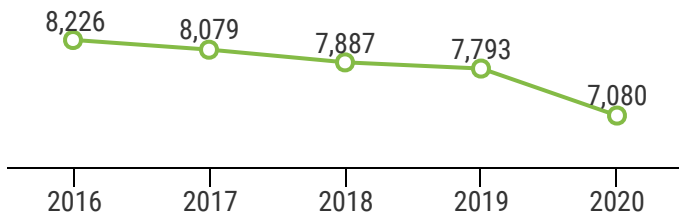


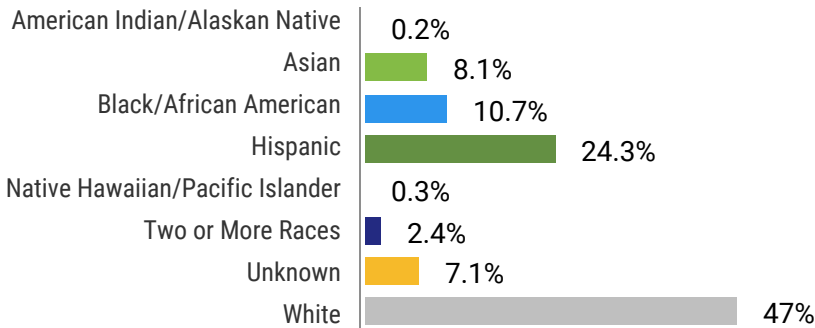
## STUDENT ENROLLMENT

Headcount	7,080
Credit Hours	64,307
Term Full-time Equivalent (FTE)	4,139

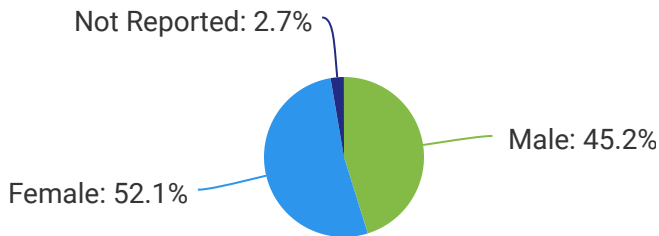
## FIVE YEAR TREND (HEADCOUNT)



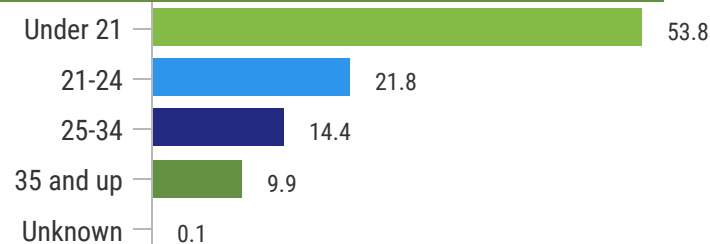
## STUDENT ETHNICITY



## STUDENT GENDER



## STUDENT AGE



## STUDENT STATUS

First-time student	20.3%
New transfer student	3.5%
Continuing/readmit/non-degree	76.2%

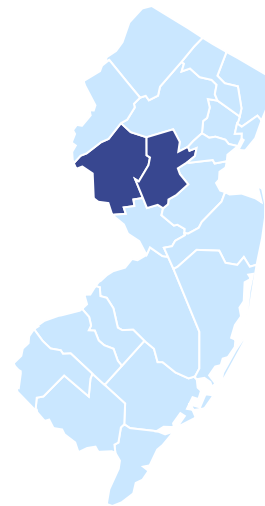
## FULL-TIME/PART-TIME STATUS

Full-time	37.5%
Part-time	62.5%

## NUMBER OF SECTIONS

Sections Offered	1,157
Average Class Size	17.9

## STUDENT RESIDENCE



**99% In-State**

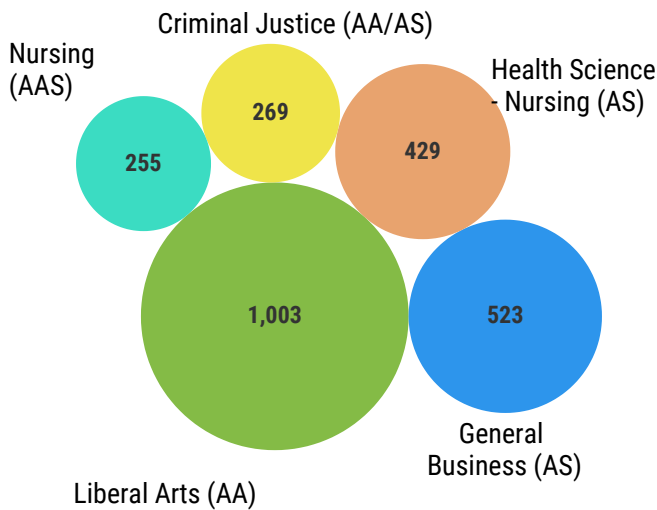
56% Somerset

25% Hunterdon

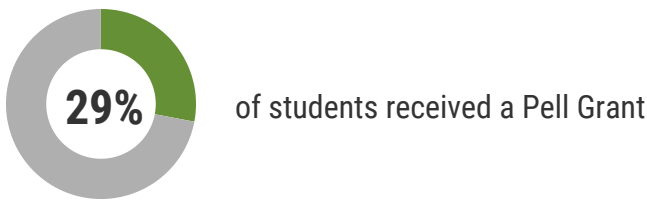
## ANNUAL ENROLLMENT 2019-20

Headcount	11,029
Annual Full-time Equivalent (FTE)	5,112

## POPULAR MAJORS



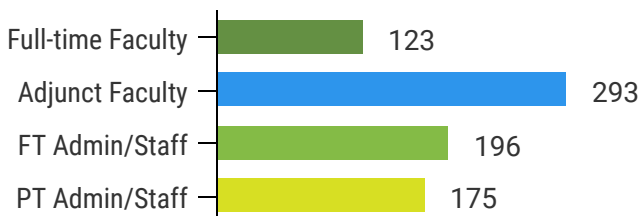
## PELL GRANTS (2019-20)



## PROGRAMS

	Headcount	Credits
Early College Programs	1,051	5,115
RISE Program	252	1,613

## EMPLOYEES (Fall 2020)



\* PT Admin/Staff category includes non-work study student workers

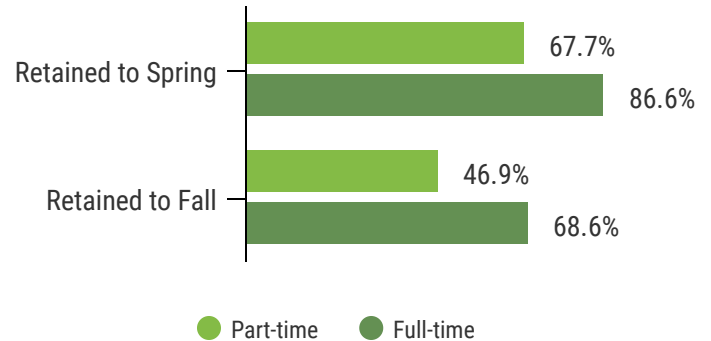
## DISTANCE EDUCATION



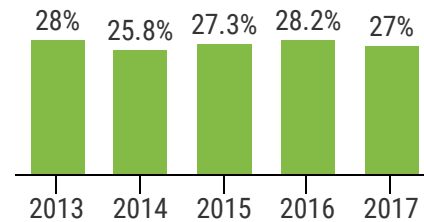
81% of students took at least one online course

Students enrolled in 51,652 online credit hours

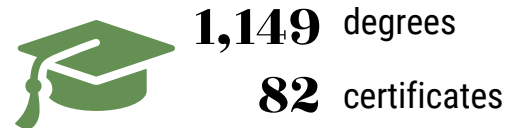
## RETENTION (Fall 2019 Cohort)



## 3 YEAR GRADUATION RATE



## GRADUATES (2019-20)



## TOP TRANSFER DESTINATIONS

